



Biometrics Ltd



ELINK

BRINGING EXERCISE &
EVALUATION TOGETHER



EVALUATION AND EXERCISE SYSTEMS




E-LINK




For over 20 years **E-LINK** has been used by thousands of clinicians around the world, setting the standard for computerized evaluation and activity (game) based exercise in a wide variety of clinical settings - from hand therapy through to stroke and neuro rehabilitation.

- A clinical computerized system that brings precise evaluation and innovative exercise together in a unique design for both the upper and lower extremities
- Precision instrumentation and computerized documentation for evaluating grip and pinch strength, joint ROM and weight-bearing balance
- A range of devices for innovative exercise of the upper and lower extremities from a flicker of muscular activity to balance training with gradable computer-based Activities
- Software that generates progress reports, comprehensive documentation, including impairment calculations and data that can be easily exported for statistical analysis







E-LINK is a comprehensive range of modules using state of the art electronic devices for clinical measurements. Combined with sensors and gradable computer-based activities for exercise, **E-LINK** brings great therapeutic benefit and enjoyment to patients of all ages from pediatric units to those in elderly care. The variety of the **E-LINK** modules, along with a choice of interfaces to the computer, allows the clinician to configure a system that best meets the evaluation and documentation needs of the clinic as well as providing multiple options for therapeutic exercise of patients.

E-LINK is available with both wireless and wired options for interfacing **E-LINK** instruments to the computer. The latest generation of robust wireless communications gives greater portability and ease of use for the clinician and freedom of movement for the patient, making **E-LINK** ideal for using by the bedside, in a clinic or community setting.

 [Click here for more information](#)

	 Wireless	 Wired
Upper Limb Exerciser E4000	<input checked="" type="checkbox"/>	<input checked="" type="checkbox"/>
Wireless Exercise Kit M800	<input checked="" type="checkbox"/>	
Wired Exercise Kit M600		<input checked="" type="checkbox"/>
Hand Kit H500	<input checked="" type="checkbox"/>	<input checked="" type="checkbox"/>
Dual-Axis ForcePlate System DFP4		<input checked="" type="checkbox"/>
Single-Axis ForcePlate System DFP2		<input checked="" type="checkbox"/>
Single ForcePlate FP3	<input checked="" type="checkbox"/>	<input checked="" type="checkbox"/>
Range of Motion Kit R500	<input checked="" type="checkbox"/>	<input checked="" type="checkbox"/>
Upper Extremity Evaluation Software ESW	<input checked="" type="checkbox"/>	<input checked="" type="checkbox"/>
Upper Extremity Impairment Software ICSW	<input checked="" type="checkbox"/>	<input checked="" type="checkbox"/>
Lower Extremity Evaluation and Impairment Software LSW	<input checked="" type="checkbox"/>	<input checked="" type="checkbox"/>

CONTENTS

ICON KEY:  Wireless  Wired  Evaluation  Exercise  Upper Extremity  Lower Extremity

Full E-LINK product information is available by visiting our website: <http://www.biometricsltd.com/rehab.htm>

Clinical Applications

E-LINK is a comprehensive modular system bringing evaluation and exercise together in an exciting format with an extensive scope of clinical applications for the upper and lower extremities.

PAGES
04 - 05

Exercise Kits M800 / M600

The Exercise Kits consist of Myo-EX (EMG) and AngleX (movement against gravity) sensors that are designed for innovative computer-based exercise giving direct biofeedback to the patient, ideal for undertaking progressive exercise throughout the whole rehabilitation process.

PAGES
06 - 07



Upper Limb Exerciser E4000

Purposeful, activity-based active and active resistive exercise of the wrist, forearm, elbow & shoulder.

PAGE
08



Hand Kit H500

Standardized pinch & grip measurements with precise electronic devices for evaluation and progress reporting. Unique isometric pinch and grip exercises.

PAGE
09



Range of Motion Kit R500

Accurate measurements of upper and lower extremity ROM with precise electronic devices for evaluation and progress reporting.

PAGE
10



Evaluation and Impairment Software

ESW: Comprehensive documentation of upper extremity evaluation.



ICSW: Automatic calculation of upper extremity impairment.



LSW: Documentation of lower extremity evaluation with automatic calculation of impairment.



PAGE
11

ForcePlates DFP4 / DFP2 / FP3

Dual-Axis System DFP4: (4 ForcePlates) for balance evaluation and training standing or seated, also includes all the features of the single-axis system and the single FP3.



Single-Axis System DFP2: (2 ForcePlates) for balance evaluation and exercise, upper and lower extremity.



Single ForcePlate FP3: (1 ForcePlate) for weight-bearing exercise.



PAGES
12 - 13

Systems and Packages

The E-LINK Systems package together popular components in configurations tailored to meet a wide range of clinical applications and budgets.

PAGES
14 - 15

CLINICAL APPLICATIONS

E-LINK uses novel applications of computer-based activities with precision electronic devices bringing therapeutic exercise and clinical evaluation together. Over the years **E-LINK** has benefitted hundreds of thousands of patients worldwide throughout the diverse areas of rehabilitation. **E-LINK** is the ideal supportive resource for clinicians caring for patients of all ages in many clinical areas.

➡ More information, including case studies and published resources can be found on our website at:

<http://www.biometricsltd.com/clinical-applications.htm>

and <http://www.biometricsltd.com/publications-elink.php>



E-LINK – PRECISE EVALUATION AND INNOVATIVE EXERCISE

Hand Therapy

Widely used by hand specialists, E-LINK offers a comprehensive evaluation and exercise system covering the many complex issues that arise in hand therapy. The E-LINK Dynamometer, Pinchmeter and Goniometers are accurate, sensitive devices, registering as little as 0.1kg/lb strength measurements and 1° incremental ROM reading. Formal evaluation can therefore commence very early and be closely monitored throughout the full rehabilitation process. E-LINK is invaluable in analyzing progress over time as well as generating full comprehensive reports, including automatic impairment calculations. Data can be readily exported for audits, research purposes and patient files. E-LINK provides exciting Activities (games) that are highly gradable to ensure functional upper extremity exercise throughout the full rehabilitation process. This encourages muscle strengthening and restoration of normal movement patterns.

➡ Click here for more information

Medical Evaluation

In an era seeking evidence-based practice, E-LINK provides clinicians with precise, standardized devices for efficiently evaluating grip strength, pinch strength, joint range of motion and weight-bearing balance. E-LINK software readily generates progress reports and comprehensive documentation for medical examinations, including impairment calculations for both the upper and lower extremities. The comprehensive impairment report provides the summary values as well as detailed charts and text showing how the values were calculated.



➡ Click here for more information

Occupational Therapy

Occupational therapists generally address upper extremity dysfunction and difficulties in activities of daily living. E-LINK is an invaluable resource providing devices, not only for precise evaluation, but also for innovative, highly motivational, functional exercise using computer-based games. Specialized E-LINK sensors permit exercise to begin from where there is only a flicker of muscular activity with or without any visible joint movement.

Other E-LINK modules encourage progressive focused exercise against gravity, with gradable resistance, for grip and pinch strengthening goals. E-LINK helps strengthen the upper limb to preserve the shoulder, arm and hand function so that the patient can maintain activities necessary for everyday living.

➡ Click here for more information

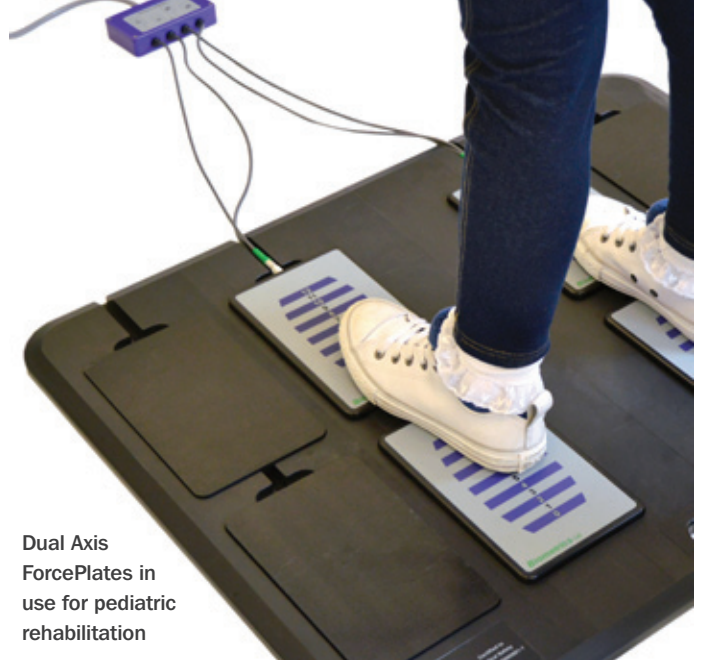
Physiotherapy/ Physical Therapy

PT is a key component of the rehabilitation process and clinicians typically focus on lower extremity function, muscle strengthening and mobility. E-LINK is most helpful where there is need to quantify and monitor the effectiveness of treatments for the lower extremity, particularly in relation to assessing joint range of motion and evaluating weight-bearing balance. E-LINK Goniometers and ForcePlates offer speedy, accurate data collection and can easily generate progress reports. Other E-LINK modules include unique surface EMG sensors for exercise with immediate biofeedback and sensors for exercising joints against gravity, both quick and easy to set up in busy clinical environments. E-LINK ForcePlates also provide balance training for both the lower and upper extremities, encouraging normal movement patterns and muscle strengthening whilst addressing proprioception, motor control and balance.

➡ Click here for more information



Pinchmeter in use for exercise



Dual Axis ForcePlates in use for pediatric rehabilitation

Stroke and Neuro Rehabilitation

Evidence suggests that an early emphasis on exercise for the stroke patient is essential for promoting a good recovery. E-LINK, used even in the acute phase, enables exercise and thus recovery to begin. The Myo-EX sensor detects very small flickers of muscular activity. Surface EMG provides immediate biofeedback to the patient through the visual movement of objects on the computer screen, maximizing the patient's motivation to exercise. Other E-LINK devices and computer-based Activities provide progressive, gradable, functional exercise for both the upper and lower extremities throughout the full process of rehabilitation. E-LINK encourages muscle strengthening and restoration of normal movement patterns. The Activities help address various cognitive and perceptual issues. Grip strength, pinch strength, and weight-bearing balance are essential functional elements in achieving many activities of daily living. These may be closely monitored using the accurate E-LINK devices. E-LINK is a valuable resource for clinicians seeking optimal recovery outcomes for stroke and neuro patients in their care.



Click here for stroke information, here for neuro

Spinal Cord Injuries Rehabilitation

Spinal cord injury can be devastating and rehabilitation for these patients has an increasingly important role, especially as it is long term in many cases. For over 20 years E-LINK has been a key resource for clinicians who need to quantify and monitor the effectiveness of treatment. Precision devices enable the speedy evaluation of grip and pinch strength, joint range of motion and weight-bearing balance, monitoring progress over time.

Various E-LINK devices enable exercise for the upper and lower extremities that is totally patient focused, encouraging normal movement patterns and muscle strengthening whilst also addressing proprioception, motor control and balance. Documented results can be meaningfully discussed with the patient and family addressing functional goals.



Click here for more information

Pediatric Rehabilitation

Rehabilitation for children is approached a little differently as play is fundamental to their learning and development. E-LINK provides the ideal answer for clinicians by using various devices combined with gradable computerized Activities for innovative exercise. Most importantly, the exercise is based on the child's individual measurements. Thus ensuring specific therapeutic goals are achievable whilst the child remains motivated by the fun element of the Activities. For the pediatric clinician E-LINK is the ideal solution, not only for encouraging children to play, but by combining the exercise with precise evaluation, progress may be closely monitored for each individual child.



Click here for more information

The **E-LINK** Exercise Kits consist of Myo-EX and AngleX sensors that are exclusively designed for innovative computer-based exercise. Used in a wide variety of clinical settings, from hand therapy to stroke and neuro rehabilitation, the Exercise Kit gives direct biofeedback to the patient and is the ideal tool for undertaking progressive exercise throughout the rehabilitation process.



Myo-EX

In early rehabilitation, exercise can begin where there is very little or even no visible joint movement using the unique **Myo-EX** with innovative computerized Activities for muscle re-education. Using surface EMG, the sensor detects very small flickers of muscular activity and provides immediate biofeedback through the visual movement of objects in the various Activities. The visual stimulus helps the patient understand when they are activating the muscle and encourages them to focus on normal movement patterns rather than recruiting unnecessary compensatory ones. **Myo-EX** thus provides a high degree of motivation to exercise and can be utilized throughout each stage of the rehabilitation process.

Myo-EX is ideal for focused exercise of the wrist, elbow, knee, ankle and shoulder muscles. It can even be used with certain facial muscles.

The precision **Myo-EX** sensors are designed to give superb signal quality and can detect as little as 3-4 microvolts of muscle electrical activity (EMG). Full scale reaches up to 3000 microvolts for use with larger deltoid, bicep or quad muscles.

AngleX

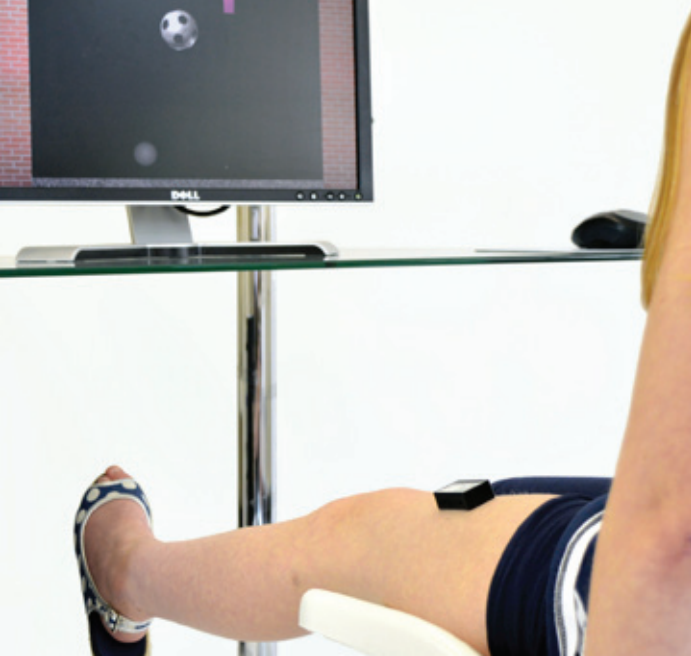
AngleX is ideal for all areas of rehabilitation. The sensor is simply attached close to the joint needing exercise and responds to active movement against gravity. Combined with **E-LINK** Activities, **AngleX** provides focused exercise for everything from small DIP joints through

to larger body joints of both the upper and lower extremities.

- The small **AngleX** is used for individual finger, thumb and wrist exercise. It is lightweight, perfect for finger exercise where there is real need to minimise stress on the joints – ideal for patients with rheumatoid arthritis.
- The large **AngleX** is used for neck, back, forearm, elbow, shoulder, hip, knee and ankle exercise
- Focusing on joint exercise, **AngleX** encourages normal movement patterns whilst discouraging compensatory ones

The **AngleX** sensor is efficiently applied, using the medical-grade double-sided tape close to the joint to be exercised. Ideal for busy therapy group sessions.






The large AngleX NC6 from the M800 Exercise Kit communicates wirelessly to the computer and also functions as the power source for the smaller NC5 sensor

M600

When exercising very small muscles, such as in hand therapy, the smaller design of the slim, oval **Myo-EX GX3** sensor (part of the **M600** Exercise Kit) may be the solution. The **M600** Exercise Kit also includes the wired AngleX sensors.



E-LINK Activities are graded to suit patient needs and therapy goals while incorporating an element of fun into each therapy session, thus maximizing the patient's motivation to exercise. With a choice of up to 36 Activities, exercising from gross end range of movement through to finer controlled movement is possible.

A percentage score and Activity distribution graphs are generated at the end of exercise. This allows for further objective analysis for discussion with the patient as a motivation opportunity and re-assessment of therapy goals.

[Click here for more information](#)

Exercise Kit M800

Wireless

Wireless Myo-EX GX5
Wireless AngleX NC5/NC6

The M800 wireless Exercise Kit requires a DG1 Dongle.



[Click here for more information](#)

Exercise Kit M600

Wired

Wired Myo-EX GX3/GX4
Wired AngleX NC3/NC4

- Accessory for E-LINK customers using X4 InterX Unit



The M600 wired Exercise Kit requires an X4 InterX Unit.

[Click here for more information](#)

UPPER LIMB EXERCISER / E4000


The **E-LINK** Upper Limb Exerciser is an ideal tool of choice for repetitive active exercise using various inter-changeable tool handles for functional movement. The Upper Limb Exerciser accommodates gradable resistance to the active movement for muscle strengthening goals and work-hardening exercise.





The Upper Limb Exerciser facilitates active and active resistive exercise for the wrist, forearm, elbow, and shoulder.

- Various tool handles accommodate wrist flexion/extension, ulnar/radial deviation, forearm pronation/supination, elbow flexion/extension, shoulder adduction/abduction, flexion/extension and internal/external rotation
- Baseline measurements of the patient's comfortable ROM are recorded and automatically entered in the Activities chosen for exercise
- The range can be set to as little as 2° ROM enabling exercise for patients with very little active movement and gradually graded over time to full range of motion – for example, ideal for patients recently having had a plaster cast removed

- Resistance can be adjusted and graded according to patient needs for muscle strengthening exercise throughout the rehabilitation process
- Quick to set up and simple to use, the Upper Limb Exerciser is ideal for an individual patient session or as part of group therapy sessions
- The Upper Limb Exerciser is perfectly placed for upper extremity therapy

 [Click here for more information](#)



Interface Options

Wireless

Requires a DG1 Dongle and an AD1 Adaptor.



Wired

Requires an X4 InterX Unit.



HAND KIT / H500

The **E-LINK** Dynamometer and Pinchmeter are designed for accuracy, ease of use and quick data collection. Sensitive enough to record even very small measurements, the Hand Kit is ideal for clinical evaluation as well as therapeutic exercise.



Using the Hand Kit, standardized assessments of grip and pinch strength can commence at a very early stage and continue to be regularly monitored with progress reports throughout the rehabilitation process. This can help in evaluating the effectiveness of therapy undertaken, and may be utilized as definitive clinical outcome measures. The data may be easily exported for audit and research purposes.

Both the Dynamometer and Pinchmeter register forces as low as 0.1kg/lb to a maximum of 90kg (200lbs) for the Dynamometer and 22kg (50lbs) for the Pinchmeter.

E-LINK Hand Kit software contains the following and includes tests that cannot be undertaken with a manual device:


- Standard peak force tests for grip and pinch – key (lateral), three jaw (tri-pod), tip to tip, thumb to digit opposition



- Sustained grip and pinch tests – includes the option to compare two test results
- Rapid exchange grip test
- Progress reporting over multiple sessions - including a comparison with standard Jamar normative data for grip strength

Another major benefit is that the Dynamometer and Pinchmeter may be used with the **E-LINK** Activities for unique isometric grip and pinch exercises which can begin immediately following assessment.

- Various Activities provide purposeful movement, isometric strengthening, motor learning, control and motivational entertainment for the patient
- The movement of the objects in the Activity is controlled by the application and relaxation of isometric grip or pinch within the set parameters
- Each patient can work initially to baseline measurements. The range of force plus other options in the Activities can be graded to meet functional goals

 [Click here for more information](#)



Interface Options

Wireless

Requires a DG1 Dongle and an AD1 Adaptor. We recommend using two AD1 Adaptors for maximum efficiency and ease of use.



Wired

Requires an X4 InterX Unit.



RANGE OF MOTION KIT / R500

The **E-LINK** range of motion Goniometers are precise electronic devices, designed for quick and accurate data collection.

An invaluable asset for busy clinics and for individual patients needing a quick assessment to minimize discomfort from the pain associated with lengthy evaluations.



The Goniometer is simply placed over a joint, at the single click of a button, data is recorded in 1° increments. Measurements are clearly displayed and recorded automatically in the software following a sequence that can be set to the user's preference.

The small Goniometer is used for the hand to measure ROM for the fingers and thumb.

The large Goniometer is used for the wrist, forearm, elbow, shoulder, hip, knee and ankle.

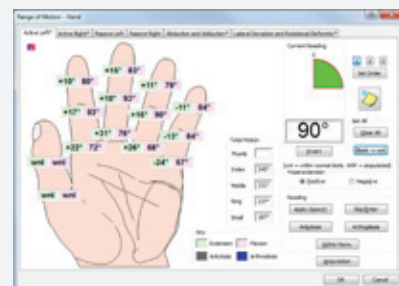
Using the **E-LINK** wireless Adaptor with the Goniometer is particularly beneficial as it enables measurements to be taken even when the patient is a fair distance from the computer screen.

E-LINK software records:

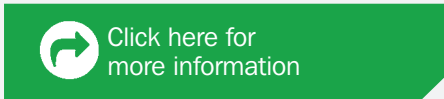
- Active and passive ROM
- Amputations, ankyloses or arthrodesis
- Neutral zero method of measurement

Data can be readily exported for audit and research purposes.

Progress reports are easily generated by the **E-LINK** software and can be displayed in both graph and table format – giving the patient immediate visual feedback, valuable for discharge summaries or as a ROM outcome measure.



E-LINK Goniometers – ideal for clinicians needing fast, accurate ROM evaluation



Interface Options

Wireless

Requires a DG1 Dongle and an AD1 Adaptor. We recommend using two AD1 Adaptors for maximum efficiency and ease of use.



Wired

Requires an X4 InterX Unit



EVALUATION AND IMPAIRMENT SOFTWARE / ESW / ICSW / LSW

E-LINK software incorporates several modules for collecting data in a standardized format, so that comprehensive reports can be systematically brought together for the clinician in a time efficient manner.

Reports include automatic impairment calculations that can be used for both clinical and medico-legal applications.

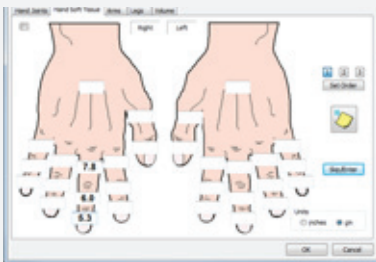


Upper Extremity Evaluation Software ESW

This module contains tests to document manually-collected data for the upper extremity in a standardized format. The test sequence lists all available tests in the system and permits the user to set up several sequences of tests to be considered for a determined clinical protocol. The user can then move through each screen in a standardized manner and enter the appropriate data where applicable.

Test screens include:

Amputation Coverage/Cosmesis Sensation Tests	Outcome Measures Activities of Daily Living Pain
Manual Muscle Test Edema Provocative Diagnostic Tests	Dexterity Tests Other Tests



[Click here for more information](#)

ESW – an ideal module for hand therapy that complements E-LINK hand and ROM kits

Impairment Calculation Software ICSW

E-LINK contains all the tests needed to calculate impairment for the upper extremity based on the American Medical Association Guides to the Evaluation of Permanent Impairment (revised 4th and 5th editions). All these tests are listed in the test sequence screen and marked with an * asterisk for easy recognition.

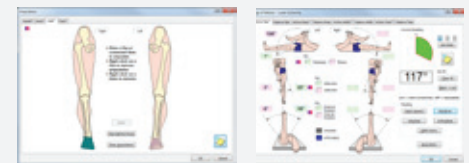
To obtain a full and effective upper extremity impairment rating this module is used in conjunction with the **E-LINK** Dynamometer, Pinchmeter, Goniometers and the ESW upper extremity evaluation software. Extra screens included in this module include those needed to document peripheral nerve disorders and vascular disorders.

As the tests are undertaken, the impairment rating is automatically calculated saving substantial time for the clinician (when compared to manual data collection) whilst also preventing calculation errors. The result can be viewed immediately and a full report provides summary values, detailed charts, and text confirming how the summary values were calculated including the AMA Guides table and page references. There is an option for selecting the uninvolved side as the normal values for calculation of ROM and strength impairments.

[Click here for more information](#)

ICSW – dramatically speeds up processing data for clinicians concerned with medical examinations

Lower Extremity Evaluation and Impairment Calculation Software LSW



Similar to the evaluation software for the upper extremity, this module standardizes data collection for the lower extremity and the impairment calculation is also included. Data collection is enhanced when **E-LINK** goniometers are used with this module.

Test screens include:

Amputation Edema Manual Muscle Test Arthroplasty Ligamentous Instability	Muscle Atrophy Arthritis Synovial Hypertrophy Subluxation and Dislocation Crepitus
Osteomyelitis Gait Derangement Causalgia Limb Length Discrepancy Skin Loss	CRPS Vascular Disorders Diagnosis-based Impairment Calculation

[Click here for more information](#)

LSW – offers clinicians a wide-ranging assessment tool for the lower extremity

E-LINK ForcePlates – for precise evaluation & innovative exercise.

The distinctive portability and modularity of **E-LINK** ForcePlates enables use in many clinical areas, from stroke and neuro rehabilitation to hand therapy. Four ForcePlates are ideal for weight-bearing balance evaluation and exercise and a single ForcePlate will accept the lightest touch of a finger.



Four ForcePlates – DFP4 Dual Axis Weight-Bearing Evaluation and Exercise Kit

Assessment of weight bearing stability and balance can be a major challenge for the clinician. The DFP4 provides the solution by scientifically quantifying the symmetrical weight distribution of the patient in both anterior-posterior (front/back) and medial-lateral (left/right) axes simultaneously, thus



accurately and objectively assessing the patient's ability to maintain postural stability on a static surface.

Results from the sustained balance test are displayed both in text and graph format for immediate feedback and analysis. Up to 10 tests can be compared simultaneously for progress reporting over time and may be used as an outcome measure.

The BaseFrame accommodates different stance widths, and foot position is standardized, thus reducing variability for both evaluation and exercise.


Balance training is another major benefit of the DFP4 and feedback from the balance assessment helps determine where exercise needs to be focused. Baseline measurements of the patient's comfortable range of sway are quickly taken and automatically entered into the software for use with innovative Activities (interactive exercise). The patient controls objects in the game by balancing and loading/unloading the weight distributed over the ForcePlates.

Activities offer many options for grading the game to suit both the physical and cognitive state of the patient, thereby ensuring that therapeutic goals are achievable for each individual. Some activities encourage the patient to work to the end range of movement (for example loading crates onto a ship), others work to various points throughout the range, (for example matching colors) as well as sustaining balance for a determined length of time throughout the range (for example placing pieces in a jigsaw).



The balance training session is therefore totally focused for the individual patient and helps address neuromuscular re-education and balance co-ordination as well as contributing a fun, motivational element into each therapy session. Exercise graphs are generated for each session and form part of the report which provides opportunity to discuss progress direct with the patient.

For additional flexibility the ForcePlates can be removed from the BaseFrame and used with other everyday equipment to achieve functional goals (each ForcePlate accepts a load of 100kg). With the modular design of four ForcePlates, the DFP4 also has the benefit of using two or one of the ForcePlates giving all the options of the DFP2 and single FP3 configurations.






Left: Two ForcePlates in use for pediatric evaluation

Right: One ForcePlate in use for light touch finger exercise



Two ForcePlates – DFP2 Single Axis Weight-Bearing Evaluation and Exercise Kit

Two ForcePlates may be used with the BaseFrame for evaluation of medial-lateral (left/right) balance or for unilateral anterior-posterior (front/ back). When removed from the BaseFrame, two ForcePlates can be used for seated balance assessment and exercise or for bilateral upper limb exercise and training.




One ForcePlate – for Weight-Bearing Exercise

One ForcePlate can be used for weight bearing exercise from as little as the touch of one finger (0.1kg/lb) through to full weight bearing on one limb. One ForcePlate is ideal for light pressure/ short duration exercise in pain management programmes through to full weight loading for strengthening joints and encouraging specific movement patterns. Graphs are generated, enabling the clinician to assess results and grade further exercise sessions to meet therapeutic objectives.


E-LINK ForcePlates are ideal to use within a wide range of clinical settings for patients of all ages:

- For stroke and neuro rehabilitation. The real-time display gives immediate biofeedback and enables neuromuscular retraining to improve balance control and endurance. Can also aid vestibular retraining for gaze and eye co-ordination

- For amputee and post-surgical hip, knee and ankle patients. The Activities promote steady and flexible movement through weight shifting and strengthening of specific joints
- For spinal cord injury patients. The ForcePlates can be used for seated balance and trunk exercise, to promote flexibility and control as well as for standing balance assessment and exercise
- For CRPS patients. Exercise can be graded for desensitization therapy in pain management programmes
- For patients at risk of falls. The **E-LINK** ForcePlates promote repetitive, purposeful activity (for example stepping stance) to improve muscle strength and control in preparation for walking


 [Click here for more information](#)

Multiple ForcePlate Systems


 **Wired**
Requires an X4 InterX Unit.



Single ForcePlate FP3 for Exercise

 **Wireless**
Wireless option requires a DG1 Dongle and an AD1 Adaptor.



 **Wired**
Wired option requires an X4 InterX Unit.



INTERFACE OPTIONS AND SYSTEMS

Biometrics Ltd is proud of the longevity of **E-LINK**, with thousands of hospitals worldwide continuing to effectively use **E-LINK** to benefit patients for 15 years or more. Our commitment to support existing customers is evident - current versions of **E-LINK** software are fully backwards compatible with hardware manufactured as far back as 1995.

The new wireless components are designed to work alongside existing **E-LINK** hardware as well as functioning as fully independent wireless systems.



SYSTEM CONFIGURATIONS WITH WIRELESS ELEMENTS



Wireless Interface Packages

- **WK0** - Wireless Dongle (DG1), Battery Charger (CA1) (no AD1 Adaptor) used with M800
- **WK1** - 1 Wireless Adaptor (AD1), Wireless Dongle (DG1), Battery Charger (CA1),
- **WK2** - 2 Wireless Adaptors (AD1), Wireless Dongle (DG1), Battery Charger (CA1)
- **WK3** - 3 Wireless Adaptors (AD1), Wireless Dongle (DG1), Battery Charger (CA1)



EP20 System

- One complete **E-LINK** system for upper and lower extremity rehabilitation
- Typically used in therapy units and educational facilities for hand therapy through to stroke and neuro rehabilitation
- Suitable for pediatric units through to elderly care
- Contains all **E-LINK** evaluation and exercise components and can be used as one workstation or two



EP21 System

- Ideal system for hand rehabilitation in all clinical areas
- Precise grip and pinch evaluation including standard, sustained and RET tests
- Accurate, speedy hand ROM measurements
- Various **E-LINK** devices facilitate exercise from a flicker of muscle activity – for example, with muscle transfers – through to full work-hardening resistive exercise



EP24 System

- Comprehensive system that is widely used for stroke and neuro rehabilitation
- Supports progressive, gradable exercise for the upper and lower extremities, neck and back
- Provides weight-bearing balance evaluation combined with innovative exercise
- Accommodates grip and pinch assessment and motivating exercise

Interface Unit Combination Options

- Multiple wireless and wired interfaces to the computer may be used simultaneously, with the wireless dongle and adaptors able to communicate with the **E-LINK** software at the same time as the older serial port and USB style **E-LINK** interfaces.
- Multiple wireless and wired interfaces can be used in the same clinical environment on multiple computers to allow evaluation and/or exercise of several patients at the same time to maximize efficiency and benefit to the patients.



Systems with Wireless Elements

Systems with Wired Elements only

	EP20	EP21	EP24	EP40	EP10	EP11	EP12	EP14
WK3	✓	✓	✓					
X4	✓		✓	✓	✓	✓	✓	✓
E4000	✓	✓	✓		✓	✓	✓	✓
M600					✓	✓	✓	✓
M800	✓	✓	✓					
H500	✓	✓	✓		✓	✓	✓	✓
FP3		✓				✓		
DFP2 ¹							✓	
DFP4 ²	✓		✓	✓	✓			✓
R500	✓	✓			✓	✓		
ESW	✓	✓			✓	✓		
ICSW	✓				✓			
LSW	✓				✓			

✓ = included ¹ The DFP2 contains 2 x FP3 ForcePlates and can also be used as a single FP3 ² The DFP4 contains 4 x FP3 ForcePlates and can also be used as a DFP2 or as a single FP3

SYSTEM CONFIGURATIONS WITH WIRED ELEMENTS ONLY



EP10 System

The EP10 has the same uses and benefits as the EP20 but does not include any wireless interface. Contains the wired M600 Exercise Kit instead of the M800 wireless Exercise Kit.



EP11 System

The EP11 has the same uses and benefits as the EP21 but with the wired X4 InterX unit as the interface to the computer instead of a wireless interface. Contains the wired M600 Exercise Kit instead of the M800 wireless Exercise Kit.



EP14 System

The EP14 has the same uses and benefits as the EP24 but does not include any wireless interface. Contains the wired M600 Exercise Kit instead of the M800 wireless Exercise Kit.



EP12 System

The EP12 System is also available. The contents are the same as the EP14 system except there are 2 ForcePlates instead of 4 ForcePlates. These are used for single axis balance evaluation and exercise instead of dual axis.



EP40 System

This system is used widely from orthopedic settings, for sports injuries through to stroke and neuro rehabilitation.

- Primarily provides weight-bearing standing balance evaluation and exercise
- Designed to accurately and objectively assess a patient's ability to maintain postural stability on a static surface
- Measures fluctuations in the weight distributed over the ForcePlates
- Results are displayed both in text and graph format for immediate feedback and analysis
- Evaluates progress over time as an outcome measure

- Through the innovative integration of computer based Activities the ForcePlates can also be used for interactive exercise
- Help towards muscle strengthening, neuromuscular re-education and balance co-ordination
- For additional flexibility the ForcePlates can be removed from the BaseFrame and used with other equipment – gym ball, wobble board, wheelchair
- Also accommodate evaluation and weight bearing exercise of the upper extremities and for seated balance
- A single ForcePlate can be used for weight bearing exercise from as little as the touch of one finger through to full weight bearing on one limb
- Ideal for light touch/short duration exercise in pain management programmes through to full weight loading for strengthening joints and encouraging specific movement patterns



Click here for more information

Biometrics' products are used worldwide in a variety of clinical settings including:

- ✓ Physical Therapy
- ✓ Lower Extremity Rehabilitation
- ✓ Orthopedics
- ✓ Sports Medicine
- ✓ Independent Medical Evaluations
- ✓ Research
- ✓ Private Practices
- ✓ General Rehabilitation
- ✓ Neuro Rehabilitation
- ✓ Spinal Injury Units
- ✓ Stroke Rehab Units
- ✓ Care of the Elderly
- ✓ Nursing Homes
- ✓ Occupational Therapy
- ✓ Upper Extremity Rehabilitation
- ✓ Hand Clinics
- ✓ Pediatrics
- ✓ Burns & Plastics
- ✓ Educational Facilities

Minimum Computer Requirements:

Please contact us for the most current computer specifications or visit our website:

<http://www.biometricstld.com/compt-specs.htm>

Data Export

E-LINK incorporates a powerful export function with selectable parameters to quickly define the export criteria. Single or multiple patient data is exported as an ASCII file which can be easily imported into other applications for statistical analysis – ideal for audit and research studies.

Documentation and Progress Reporting

E-LINK generates comprehensive documentation for both evaluation and exercise modules. Progress reports are included for grip, pinch, ROM and weight-bearing balance which may be utilised for outcome measures.

All systems covered by this brochure have been independently certified to International/European/British Medical Electrical Safety Standards IEC 60601-1:2005 + A1:2012, EN 60601-1:2006 + A1:2013, BS EN 60601-1:2006 + A1:2013 and conform to the European Medical Device Directive 93/42/EEC as amended by Directive 2007/47/EC.

Biometrics Ltd is registered as a Medical Device Manufacturer and the E-LINK product range is listed with the USA FDA as well as with regulatory agencies in many other countries around the world.

Please contact us to discuss your specific requirements or to be referred to your local Biometrics Ltd distributor.

All the enclosed information is correct at the time of printing. Biometrics Ltd reserves the right to amend any specifications without notice.



Biometrics Ltd

Units 25-26
Nine Mile Point Ind. Est.
Newport
NP11 7HZ
United Kingdom

Tel: +44 1495 200 800
Fax: +44 1495 200 806

Email: sales@biometricstld.com
Web: www.biometricstld.com

PO Box 340
Ladysmith, VA
22501
USA

Tel: +1 804 448 2520
Fax: +1 804 448 0021
North American toll free:
800 543 6698